



# SLUICES / HIGHBANKERS

PREMIUM CLASS PLACER MINING

## APPLICATION

Survey & Exploration  
Small Scale Mining  
Mining for People  
Portabel Mining  
Minimizing Costs  
Small Scale

Underwater & Dry Land Ops  
Placer Gold Mining  
Remote Locations  
Chemical Free  
Green Mining  
Large Industrial Scale



# EXPLORER™



## PROFESSIONAL Highbanking SYSTEMS



### PROFILE

Professional 6 Inch Gold Highbanker Combo for Manual Feed and Suction Feed at the same time. For Hard ground and maximum power.

### CONTACT

-  [www.mining.asia](http://www.mining.asia)
-  [service@mining.asia](mailto:service@mining.asia)

**FREE CONSULTANCY**

*Ideal artisanal mining toll. Small scale but efficient.*

### APPLICATION

Survey	Riversides
Production	All locations with water access
Testpitting	Placer Gold
Portabel Mining	

### SPECIFICATIONS

- |               |  |
|---------------|--|
| <b>Motor</b>  | • Single Motor. 9 HP. Special Modification.  |
| <b>Pumps</b>  | • 2/3 inch Venturi System Blower Jet. Special Modification.  |
| <b>Hose</b>   | • 4 inch x 5 m   |
| <b>Frame</b>  | • Rugged Stand System  |
| <b>Feed</b>   | • Hopper Feeder System. System can use dual feed. Suction and manual feed into the hopper, separately or simultaneously. |
| <b>Nozzle</b> | • Tsunami Blaster Suction Nozzle (Special Model).  |

### SLUICE SEGMENTATION

- |            |  |
|------------|--|
| <b>YES</b> | <b>Highly Segmented Sluice including ...</b> <ul style="list-style-type: none"><li>• SFS Sub Flow Gold Trap</li><li>• Hungarian Riffles</li><li>• EXP Plate</li><li>• Grizzly Bars</li><li>• Miners Moss / Mats</li><li>• Quick Clean Clamps</li><li>• Box 140 x 38 x 20cm</li></ul> |
|------------|--|

**Ready for Immediate Operations.**



IN LINE WITH ATM PROMINING SLUICE STANDARD 2018  
IN LINE WITH CLARKSON SLUICE STANDARDS

# SUPER EXPLORER™



PROFESSIONAL HIGHBANKING  
SYSTEMS



## PROFILE

Professional 6 Inch Gold Highbanker Combo for Manual Feed and Suction Feed at the same time. For Hard ground and maximum power.

## CONTACT

-  [www.mining.asia](http://www.mining.asia)
-  [service@mining.asia](mailto:service@mining.asia)

**FREE CONSULTANCY**

## APPLICATION

Survey	Riversides
Production	River Gold Mining
Testpitting	Remote Locations
Portabel Mining	Professional Artisanal Mining

## SPECIFICATIONS

- Motor** • Double Motor. 2 x 23 TK Special Modification.
- Pumps** • 3/4 inch Venturi System Blower Jet. Special Modification.
- Hose** • 6 inch x 6 m
- Frame** • Rugged Stand System.
- Feed** • Hopper Feeder System. System can use dual feed. Suction and manual feed into the hopper, separately or simultaneously.
- Nozzle** • Tsunami Blaster Suction Nozzle (Special Model).

## SLUICE SEGMENTATION

- YES** **Highly Segmented Sluice including ...**
- SFS Sub Flow Gold Trap
  - Hungarian Riffles
  - EXP Plate
  - Grizzly Bars
  - Miners Moss / Mats
  - Quick Clean Clamps
  - Box 140 x 38 x 20cm

## KONSENTRATOR SLUICE

- Special** **Topo-Structural Concentrators Sluice**
- 123 cm Konsentrator Sluice

**SUPER EFFICIENT KONSENTRATOR**

IN LINE WITH ATM PROMINING SLUICE STANDARD 2018  
IN LINE WITH CLARKSON SLUICE STANDARDS



## PROFESSIONAL HIGHBANKING SYSTEMS



*Dual feed Combo Highbanker. Kapasitas besar. Efisiensi tinggi.*



### PROFILE

Professional 6 Inch Gold Highbanker Combo for Manual Feed and Suction Feed at the same time.

### CONTACT

-  [www.mining.asia](http://www.mining.asia)
-  [service@mining.asia](mailto:service@mining.asia)

**FREE CONSULTANCY**

### APPLICATION

Production	Tambang Pinggir Sungai
Testpitting	River Gold Mining
Portabel Mining	Remote Locations
	Tambang Rakyat Profesional

### SPECIFICATIONS

- Motor** • Single Motor. 23 TL. Special Modification.
- Pumps** • 3/4 inch Venturi System Blower Jet. Special Modification.
- Hose** • 6 inch x 6 m
- Frame** • Rugged Stand System (Kaki + Rangka).
- Feed** • Hopper Feeder System. System can use dual feed. Suction and manual feed into the hopper, separately or simultaneously.
- Nozzle** • Tsunami Blaster Suction Nozzle (Special Model).

### SLUICE SEGMENTATION

- YES**      **Highly Segmented Sluice including ...**
- SFS Sub Flow Gold Trap
  - Stream Equalizer
  - Slick Plate (10 mm)
  - 2 Types Hungarian Riffles
  - 2 Types EXP Plate
  - Grizzly Bars
  - 2 Types Miners Moss / Mats
  - Quick Clean Clamps
  - Panjang sluice box 340 cm

**Ready for Operations. Tinggal di pakai.**



IN LINE WITH ATM PROMINING SLUICE STANDARD 2018  
IN LINE WITH CLARKSON SLUICE STANDARDS



# GOLD MASTER II <sup>TM</sup>

PROFESSIONAL HIGHBANKING SYSTEMS



Serious Work Load and Capacity. Dual feed. High Efficiency.



## PROFILE

Professional 6 Inch Gold Highbanker Combo for Manual Feed and Suction Feed at the same time. For Hard ground and maximum power.

## CONTACT

- [www.mining.asia](http://www.mining.asia)
- [service@mining.asia](mailto:service@mining.asia)

## FREE CONSULTANCY

## APPLICATION

Production	Tambang Pinggir Sungai
Testpitting	River Gold Mining
Portabel Mining	Remote Locations
	Tambang Rakyat Profesional

## SPECIFICATIONS

- Motor** • Double Motor. 2 x 23 TK Special Modification.
- Pumps** • 3/4 inch Venturi System Blower Jet. Special Modification.
- Hose** • 6 inch x 6 m
- Frame** • Rugged Stand System (Kaki + Rangka).
- Feed** • Hopper Feeder System. System can use dual feed. Suction and manual feed into the hopper, separately or simultaneously.
- Nozzle** • Tsunami Blaster Suction Nozzle (Special Model).

## SLUICE SEGMENTATION

- YES**      **Highly Segmented Sluice including ...**
- SFS Sub Flow Gold Trap
  - Stream Equalizer
  - Slick Plate (10 mm)
  - 2 Types Hungarian Riffles
  - 2 Types EXP Plate
  - Grizzly Bars
  - 2 Types Miners Moss / Mats
  - Quick Clean Clamps
  - Panjang sluice box 340 cm

**Ready for Operations. Tinggal di pakai.**



IN LINE WITH ATM PROMINING SLUICE STANDARD 2018  
 IN LINE WITH CLARKSON SLUICE STANDARDS



PROFESSIONAL Highbanking





Super Practical Mining Tools for Mid Scale Operations

## PROFILE

All Exca Sluce Systems are customized. For optimal efficiency and adjusted to local circumstances. Success is a matter of preparation.

## CONTACT

-  [www.mining.asia](http://www.mining.asia)
-  [service@mining.asia](mailto:service@mining.asia)

## APPLICATION

- |             |  |
|-------------|--|
| Production  | Portable Mid Scale Mining Tools        |
| Testpitting | For Maximum Efficiency and Particality |

## SPECIFICATIONS

Sluce systems always need to be adjusted to the type of material on site, the capacity and the feed type. Contact us for further particulars.

Example:

- Exca Sluce for PC150 Single.
- Exca Sluce for PC150 Multiple.
- Exca Sluce for PC200 Single.
- Exca Sluce for PC200 Multiple.
- Exca Sluce for PC300 Single.
- Exca Sluce for PC300 Multiple.
- Sluce for Conveyor Feed.
- Sluce System on Wheels and Skis
- ...

## SLUCE SEGMENTATION

- |            |   |
|------------|---|
| <b>YES</b> | <b>Highly Segmented Sluce including ...</b>   |
|            | <ul style="list-style-type: none"> <li>• SFS Sub Flow Gold Trap</li> <li>• Hungarian Riffles</li> <li>• EXP Plate</li> <li>• Grizzly Bars</li> <li>• Miners Moss / Mats</li> <li>• Quick Clean Clamps</li> <li>• Optional Concentrator Modules</li> </ul> |

**YOU ARE WELCOME TO CONSULT WITH US.**



IN LINE WITH ATM PROMINING SLUCE STANDARD 2018  
IN LINE WITH CLARKSON SLUCE TANDARDS

# OCTA SLUICE™



## LARGE INDUSTRIAL SLUICE SYSTEM



### PROFILE

Large Scale Industrial Sluice with 8 major sluice lines. Designed to catch all sizes of Placer Gold. Professional system for corporate application.

### CONTACT

- [www.mining.asia](http://www.mining.asia)
- [service@mining.asia](mailto:service@mining.asia)

### FREE CONSULTANCY

Large Scale Industrial Gold Sluice System

### APPLICATION

Large Scale / Massive Production  
Aluvial Placer Gold.

### SPECIFICATIONS

- Motor** • customized to demand
- Pumps** • customized to demand
- Frame** • Rugged Stand System
- Feed** • Large Hopper Feeder System. Multiple Excavators (excavators not included)
- Capacity** • Standard Version 150 tons per hour. Customizable.
- Sluice Lines**
  - Sluice 1: 8 meter untuk emas kasar
  - Distributor Line: 12 meter dengan 3 sampai 8 outlet
  - Sluice 2: 6 meter: Emas tingkat kehalusan 1
  - Sluice 3: 6 meter: Emas tingkat kehalusan 2
  - Sluice 4: 6 meter: Emas tingkat kehalusan 3
  - Sluice 5 - 8: 6 meter per sluice. Opsional.
  - Endsluice: 12 meter. Emas tingkat kehalusan 1 – 3

### SLUICE SEGMENTATION

- YES** **Highly Segmented Sluice including ...**
  - Multiple SFS Sub Flow Segments
  - Hungarian Riffles
  - EXP Plate
  - Grizzly Bars
  - Miners Moss / Mats
  - Quick Clean Out Design
  - Easy Maintenance

IN LINE WITH ATM PROMINING SLUICE STANDARD 2018  
IN LINE WITH CLARKSON SLUICE STANDARDS





ATM PROMINING™

# SLUICE PRICES



## SMART MINING

### 4 INCH GOLD COMBO Highbanker

---

Explorer

Super Explorer

### 6 INCH GOLD COMBO Highbankers

---

Gold Master

Gold Master II

### EXCAVATOR SLUICES

---

Price on request since systems need to be in line with specific demand.

### LARGE INDUSTRIAL SLUICE

---

**Octa Sluice**            Price on request and after initial consultation.

**Customized**            Price on request and after initial consultation.

### CONTACT

---

 [www.mining.asia](http://www.mining.asia)

 [service@mining.asia](mailto:service@mining.asia)



FROM MINERS FOR MINERS