



SLUICES / HIGHBANKERS

PREMIUM CLASS PLACER MINING

APPLICATION

Survey & Exploration
Small Scale Mining
Mining for People
Portabel Mining
Minimizing Costs
Small Scale

Underwater & Dry Land Ops
Placer Gold Mining
Remote Locations
Chemical Free
Green Mining
Large Industrial Scale



EXPLORER™



PROFESSIONAL Highbanking SYSTEMS



PROFILE

Professional 6 Inch Gold Highbanker Combo for Manual Feed and Suction Feed at the same time. For Hard ground and maximum power.

CONTACT

-  www.mining.asia
-  service@mining.asia

FREE CONSULTANCY

Ideal artisanal mining toll. Small scale but efficient.

APPLICATION

Survey	Riversides
Production	All locations with water access
Testpitting	Placer Gold
Portabel Mining	

SPECIFICATIONS

- Motor** • Single Motor. 9 HP. Special Modification.
- Pumps** • 2/3 inch Venturi System Blower Jet. Special Modification.
- Hose** • 4 inch x 5 m
- Frame** • Rugged Stand System
- Feed** • Hopper Feeder System. System can use dual feed. Suction and manual feed into the hopper, separately or simultaneously.
- Nozzle** • Tsunami Blaster Suction Nozzle (Special Model).

SLUICE SEGMENTATION

- YES** **Highly Segmented Sluice including ...**
 - SFS Sub Flow Gold Trap
 - Hungarian Riffles
 - EXP Plate
 - Grizzly Bars
 - Miners Moss / Mats
 - Quick Clean Clamps
 - Box 140 x 38 x 20cm

Ready for Immediate Operations.



IN LINE WITH ATM PROMINING SLUICE STANDARD 2018
IN LINE WITH CLARKSON SLUICE STANDARDS

SUPER EXPLORER™



PROFESSIONAL HIGHBANKING
SYSTEMS



PROFILE

Professional 6 Inch Gold Highbanker Combo for Manual Feed and Suction Feed at the same time. For Hard ground and maximum power.

CONTACT

-  www.mining.asia
-  service@mining.asia

FREE CONSULTANCY

APPLICATION

Survey	Riversides
Production	River Gold Mining
Testpitting	Remote Locations
Portabel Mining	Professional Artisanal Mining

SPECIFICATIONS

- Motor** • Double Motor. 2 x 23 TK Special Modification.
- Pumps** • 3/4 inch Venturi System Blower Jet. Special Modification.
- Hose** • 6 inch x 6 m
- Frame** • Rugged Stand System.
- Feed** • Hopper Feeder System. System can use dual feed. Suction and manual feed into the hopper, separately or simultaneously.
- Nozzle** • Tsunami Blaster Suction Nozzle (Special Model).

SLUICE SEGMENTATION

- YES** **Highly Segmented Sluice including ...**
- SFS Sub Flow Gold Trap
 - Hungarian Riffles
 - EXP Plate
 - Grizzly Bars
 - Miners Moss / Mats
 - Quick Clean Clamps
 - Box 140 x 38 x 20cm

KONSENTRATOR SLUICE

- Special** **Topo-Structural Concentrators Sluice**
- 123 cm Konsentrator Sluice

SUPER EFFICIENT KONSENTRATOR

IN LINE WITH ATM PROMINING SLUICE STANDARD 2018
IN LINE WITH CLARKSON SLUICE STANDARDS



PROFESSIONAL Highbanking SYSTEMS



Dual feed Combo Highbanker. Kapasitas besar. Efisiensi tinggi.



PROFILE

Professional 6 Inch Gold Highbanker Combo for Manual Feed and Suction Feed at the same time.

CONTACT

-  www.mining.asia
-  service@mining.asia

FREE CONSULTANCY

APPLICATION

Production	Tambang Pinggir Sungai
Testpitting	River Gold Mining
Portabel Mining	Remote Locations
	Tambang Rakyat Profesional

SPECIFICATIONS

- Motor** • Single Motor. 23 TL. Special Modification.
- Pumps** • 3/4 inch Venturi System Blower Jet. Special Modification.
- Hose** • 6 inch x 6 m
- Frame** • Rugged Stand System (Kaki + Rangka).
- Feed** • Hopper Feeder System. System can use dual feed. Suction and manual feed into the hopper, separately or simultaneously.
- Nozzle** • Tsunami Blaster Suction Nozzle (Special Model).

SLUICE SEGMENTATION

- YES** **Highly Segmented Sluice including ...**
- SFS Sub Flow Gold Trap
 - Stream Equalizer
 - Slick Plate (10 mm)
 - 2 Types Hungarian Riffles
 - 2 Types EXP Plate
 - Grizzly Bars
 - 2 Types Miners Moss / Mats
 - Quick Clean Clamps
 - Panjang sluice box 340 cm

Ready for Operations. Tinggal di pakai.



IN LINE WITH ATM PROMINING SLUICE STANDARD 2018
IN LINE WITH CLARKSON SLUICE STANDARDS



GOLD MASTER II TM



PROFESSIONAL Highbanking SYSTEMS

Serious Work Load and Capacity. Dual feed. High Efficiency.



PROFILE

Professional 6 Inch Gold Highbanker Combo for Manual Feed and Suction Feed at the same time. For Hard ground and maximum power.

CONTACT

- www.mining.asia
- service@mining.asia

FREE CONSULTANCY

APPLICATION

Production	Tambang Pinggir Sungai
Testpitting	River Gold Mining
Portabel Mining	Remote Locations
	Tambang Rakyat Profesional

SPECIFICATIONS

- Motor** • Double Motor. 2 x 23 TK Special Modification.
- Pumps** • 3/4 inch Venturi System Blower Jet. Special Modification.
- Hose** • 6 inch x 6 m
- Frame** • Rugged Stand System (Kaki + Rangka).
- Feed** • Hopper Feeder System. System can use dual feed. Suction and manual feed into the hopper, separately or simultaneously.
- Nozzle** • Tsunami Blaster Suction Nozzle (Special Model).

SLUICE SEGMENTATION

- YES Highly Segmented Sluice including ...**
- SFS Sub Flow Gold Trap
 - Stream Equalizer
 - Slick Plate (10 mm)
 - 2 Types Hungarian Riffles
 - 2 Types EXP Plate
 - Grizzly Bars
 - 2 Types Miners Moss / Mats
 - Quick Clean Clamps
 - Panjang sluice box 340 cm

Ready for Operations. Tinggal di pakai.



IN LINE WITH ATM PROMINING SLUICE STANDARD 2018
IN LINE WITH CLARKSON SLUICE STANDARDS



ATM PROMINING™



EXCAVATOR SLUCES™

PROFESSIONAL Highbanking





Super Practical Mining Tools for Mid Scale Operations

PROFILE

All Exca Sluce Systems are customized. For optimal efficiency and adjusted to local circumstances. Success is a matter of preparation.

CONTACT

-  www.mining.asia
-  service@mining.asia

APPLICATION

- | | |
|-------------|--|
| Production | Portable Mid Scale Mining Tools |
| Testpitting | For Maximum Efficiency and Particality |

SPECIFICATIONS

Sluce systems always need to be adjusted to the type of material on site, the capacity and the feed type. Contact us for further particulars.

Example:

- Exca Sluce for PC150 Single.
- Exca Sluce for PC150 Multiple.
- Exca Sluce for PC200 Single.
- Exca Sluce for PC200 Multiple.
- Exca Sluce for PC300 Single.
- Exca Sluce for PC300 Multiple.
- Sluce for Conveyor Feed.
- Sluce System on Wheels and Skis
- ...

SLUCE SEGMENTATION

- | | |
|------------|--|
| YES | <p>Highly Segmented Sluce including ...</p> <ul style="list-style-type: none"> • SFS Sub Flow Gold Trap • Hungarian Riffles • EXP Plate • Grizzly Bars • Miners Moss / Mats • Quick Clean Clamps • Optional Concentrator Modules |
|------------|--|

YOU ARE WELCOME TO CONSULT WITH US.



IN LINE WITH ATM PROMINING SLUCE STANDARD 2018
 IN LINE WITH CLARKSON SLUCE TANDARDS

OCTA SLUICE™



LARGE INDUSTRIAL SLUICE SYSTEM



PROFILE

Large Scale Industrial Sluice with 8 major sluice lines. Designed to catch all sizes of Placer Gold. Professional system for corporate application.

CONTACT

- www.mining.asia
- service@mining.asia

FREE CONSULTANCY

Large Scale Industrial Gold Sluice System

APPLICATION

Large Scale / Massive Production
Aluvial Placer Gold.

SPECIFICATIONS

- Motor** • customized to demand
- Pumps** • customized to demand
- Frame** • Rugged Stand System
- Feed** • Large Hopper Feeder System. Multiple Excavators (excavators not included)
- Capacity** • Standard Version 150 tons per hour. Customizable.
- Sluice Lines**
 - Sluice 1: 8 meter untuk emas kasar
 - Distributor Line: 12 meter dengan 3 sampai 8 outlet
 - Sluice 2: 6 meter: Emas tingkat kehalusan 1
 - Sluice 3: 6 meter: Emas tingkat kehalusan 2
 - Sluice 4: 6 meter: Emas tingkat kehalusan 3
 - Sluice 5 - 8: 6 meter per sluice. Opsional.
 - Endsluice: 12 meter. Emas tingkat kehalusan 1 – 3

SLUICE SEGMENTATION

- YES** **Highly Segmented Sluice including ...**
 - Multiple SFS Sub Flow Segments
 - Hungarian Riffles
 - EXP Plate
 - Grizzly Bars
 - Miners Moss / Mats
 - Quick Clean Out Design
 - Easy Maintenance

IN LINE WITH ATM PROMINING SLUICE STANDARD 2018
IN LINE WITH CLARKSON SLUICE STANDARDS





ATM PROMINING™

SLUICE PRICES



SMART MINING

4 INCH GOLD COMBO Highbanker

Explorer

Super Explorer

6 INCH GOLD COMBO Highbankers

Gold Master

Gold Master II

EXCAVATOR SLUICES

Price on request since systems need to be in line with specific demand.

LARGE INDUSTRIAL SLUICE

Octa Sluice Price on request and after initial consultation.

Customized Price on request and after initial consultation.

CONTACT

 www.mining.asia

 service@mining.asia



FROM MINERS FOR MINERS